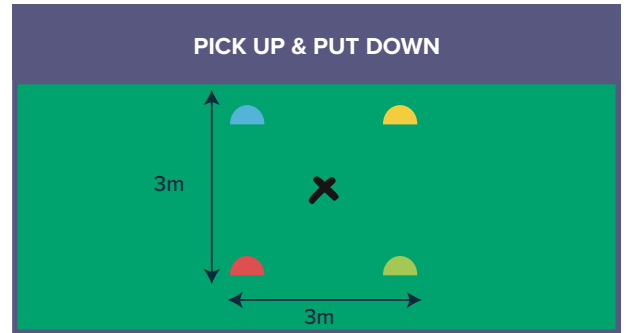




PRIMARY SCHOOL RUGBY LEAGUE CHALLENGE ACTIVITIES

STAGE 1

ACTIVITY 1

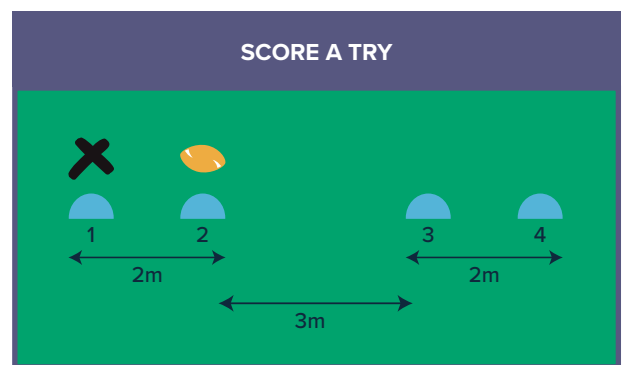
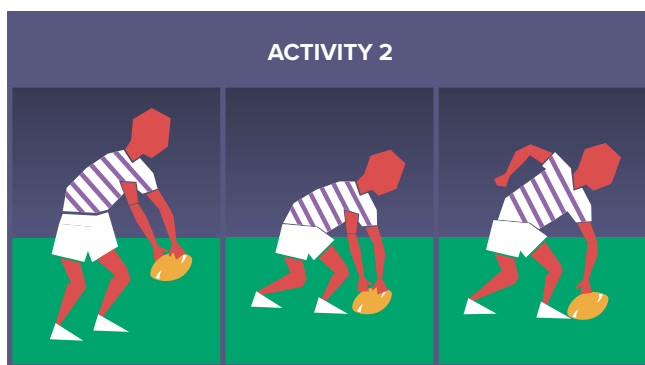


PICK UP PUT DOWN CHALLENGE

STABILITY

- 3x3m square with a different coloured cone in each corner. Pupil starts in the middle and has to move to the cones as called by colour.
- SCORING** | Complete a sequence of 10 cones and record the time.

ACTIVITY 2



SCORE A TRY

SKILL DEVELOPMENT

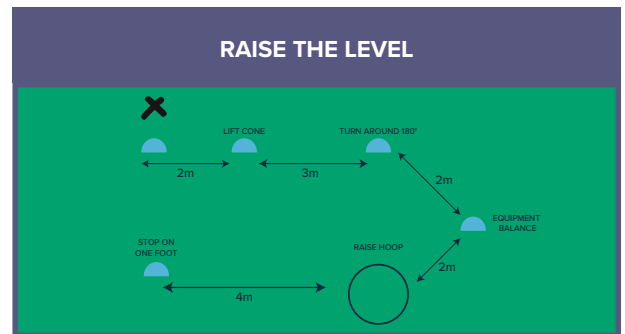
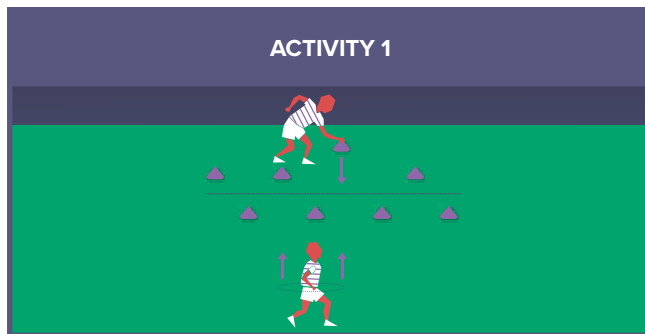
- Pupil starts at cone 1, collects ball from cone 2 (2m ahead) with 2 hands. Runs with the ball (**carries**) to cone 3 (3m ahead) and puts the ball down as if they were **scoring a try** with 2 hands (2 points) or 1 hand (3 points). Run around cone 4 and repeat the activity in the opposite direction ie collect from cone 3, score a try at cone 2 and run around cone 1.
- SCORING** | Each pupil has 40 seconds on the activity to score as many points as they can.



PRIMARY SCHOOL RUGBY LEAGUE CHALLENGE ACTIVITIES

STAGE 2

ACTIVITY 1



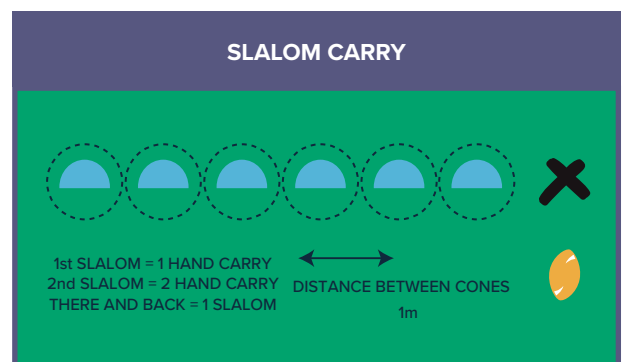
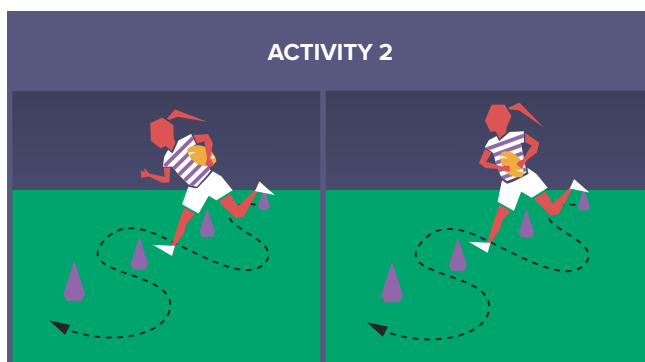
RAISE THE LEVEL

LOCOMOTION

- Complete a series of movements in order: Picking up and replacing a cone, turning around, balancing a beanbag (or other piece of equipment) on your head for 3 seconds, standing in a hoop and raising it above your head, stopping on one foot.

SCORING | Record the time taken to complete the sequence.

ACTIVITY 2



SLALOM CARRY

LOCOMOTION

- Pupil carries the ball in 1 hand and runs out and back through the slalom of cones. Repeat the same movement through the cones but this time carrying the ball in 2 hands.

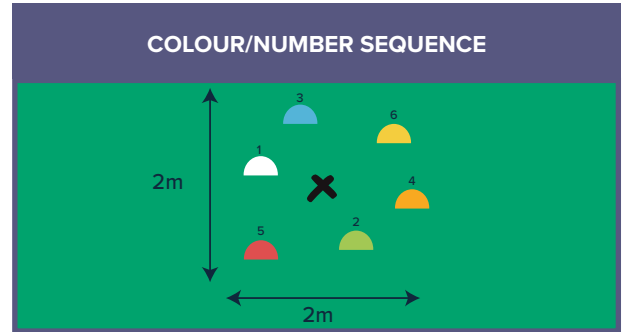
SCORING | Record the time.



PRIMARY SCHOOL RUGBY LEAGUE CHALLENGE ACTIVITIES

STAGE 3

ACTIVITY 1



**COLOUR/
NUMBER
REACTION
(SEQUENCE)**

LOCOMOTION

- Scatter 6 coloured or numbered cones around the pupil in a 2 x 2m area. Call out a sequence before the activity starts and the player has to lift and replace the cones in the correct sequence. Prepare 3, 5, 7 & 9 cone sequences. All pupils start with a 3 cone sequence. If the pupil is successful they can choose to attempt the next one up.

SCORING | Points awarded according to the number of correct sequences they complete.

ACTIVITY 2



**COLLECT
YOUR
REBOUND**

SKILL DEVELOPMENT

- Using a round ball (i.e football/netball), throw the ball against the wall and try to catch the rebound before the ball hits the floor. Have 3 different cones available at increasing distances from the wall. Pupil can choose their starting point and change mid activity as they wish. Nearest cone (1m) = 2 points, middle cone (1.5m) = 3 points, furthest cone (2m) = 4 points.

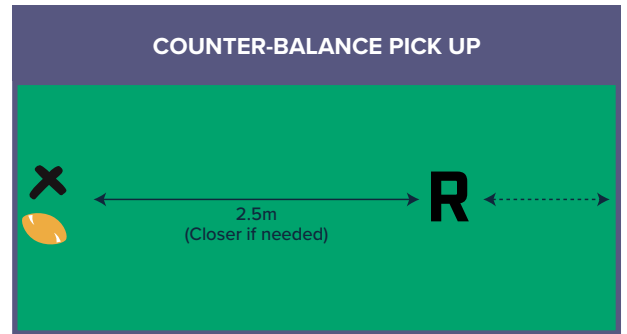
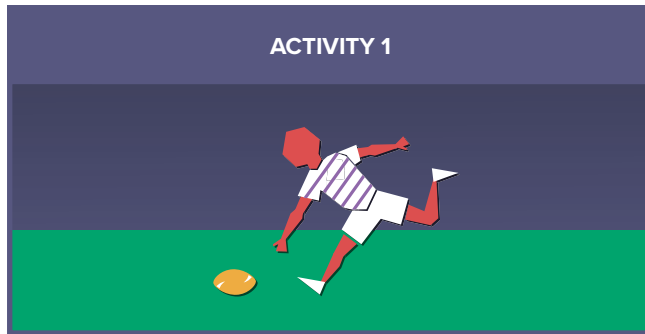
SCORING | Each pupil has 6 attempts. Record score for each successfully collected rebound.



PRIMARY SCHOOL RUGBY LEAGUE CHALLENGE ACTIVITIES

STAGE 4

ACTIVITY 1



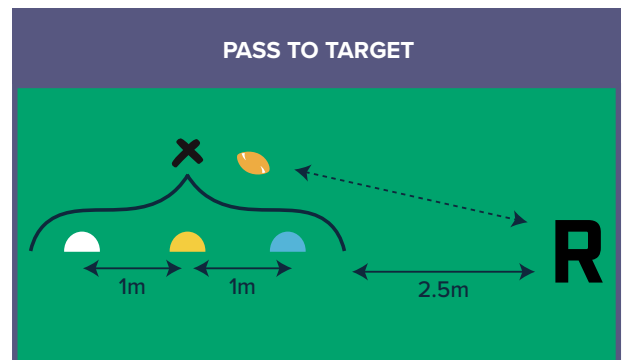
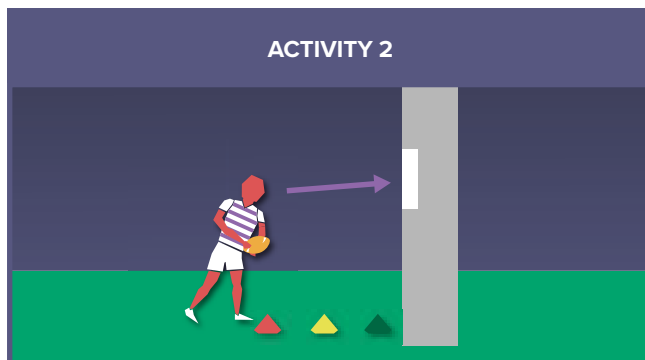
COUNTER BALANCE PICK-UP

STABILITY

- Pupils pick the ball up, pass to a target and maintain balance using only their standing foot. What is the maximum distance they can complete the pass to a receiver? After each successful attempt, the receiver takes one step back. Start at 2.5m (closer if needed for differentiation). Pupils can choose to pass to their L or R.

SCORING | Record the maximum distance achieved as the result.

ACTIVITY 2



PASSING TO TARGET

SKILL DEVELOPMENT

- Pass the ball from a chosen distance to a static receiver, and catch the ball on return. Have 3 different cones available at increasing distances from the receiver. Pupil can choose their starting point and change mid activity as they wish. Nearest cone (2.5m) = 2 points, middle cone (3.5m) = 3 points, furthest cone (4.5m) = 4 points.

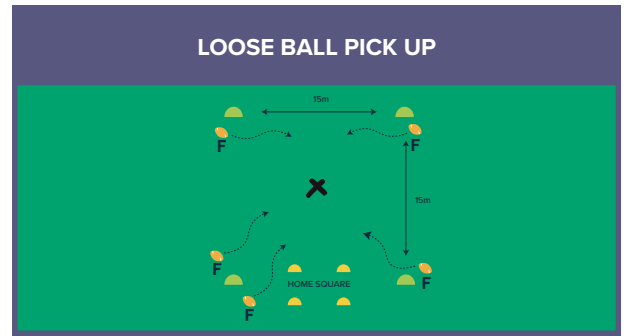
SCORING | Complete the activity for 40 seconds. Record the score accordingly for each completed pass AND catch.



PRIMARY SCHOOL RUGBY LEAGUE CHALLENGE ACTIVITIES

STAGE 5

ACTIVITY 1



LOOSE BALL PICK UP AND GROUND

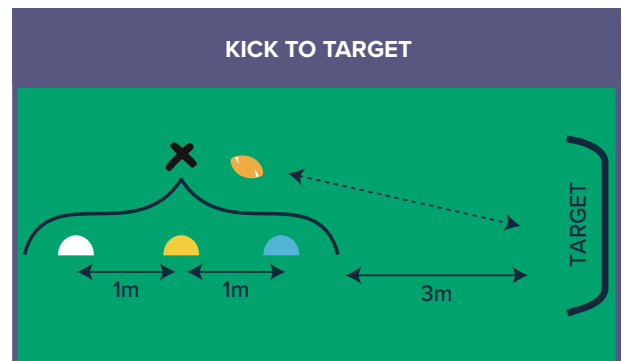
LOCOMOTION

- 15 x 15m square. Feeders from outside the grid roll balls in to the grid in different directions, one at a time on command. The pupil inside the grid picks up the ball and carries it to the home square and grounds the ball (as if scoring a try) with either a 1 or 2 handed put down. As soon as the ball is grounded, the next feeder rolls a ball into the grid and the process begins again. Each pupil collects and grounds 5 balls.

SCORING | Record the time taken to complete.

- NB: If restrictions on other pupils handling the ball, it can be collected from a cone and carried to the home square instead.

ACTIVITY 2



KICKING TO TARGET

SKILL DEVELOPMENT

- Kick the ball from a chosen distance between a target (ie a samba goal, 2 rounders posts, 2 cones). Have 3 different cones available at increasing distances from the kicking target. Pupil can choose their starting point and change mid activity as they wish. Nearest cone (3m) = 2 points, middle cone (4m) = 3 points, furthest cone (5m) = 4 points.

SCORING | Each pupil has 5 kick attempts. Record the score accordingly for each successful kick between the target.